

SURGICAL RUB TECHNIQUE

TECHNIQUE MUST BE CARRIED OUT ON CLEAN, DRY HANDS



1
Dispense 5ml of Spirigel® Complete into palm of left hand



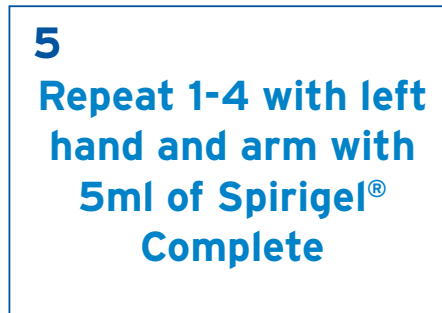
2
Dip fingers of right hand into Spirigel® Complete to decontaminate nails for 5 seconds



3
Apply Spirigel® Complete on right forearm up to elbow using circular movements to ensure skin is covered




4
Continue until Spirigel® Complete has fully evaporated



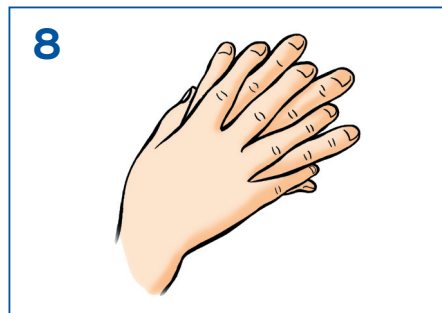
5
Repeat 1-4 with left hand and arm with 5ml of Spirigel® Complete



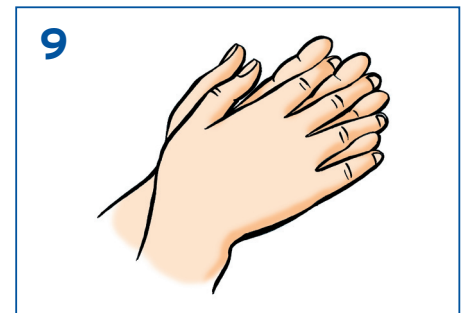
6
Dispense 5ml of Spirigel® Complete into palm of hands



7
Cover whole surface of hands up to wrists, rubbing palm to palm



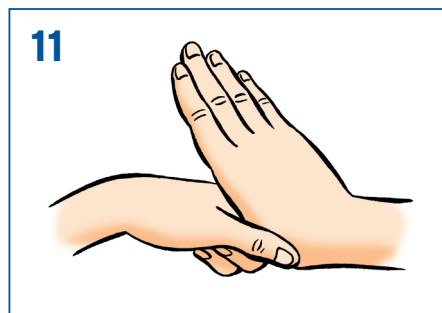
8
Spread Spirigel® Complete over the back of each hand including the wrists with fingers interlaced



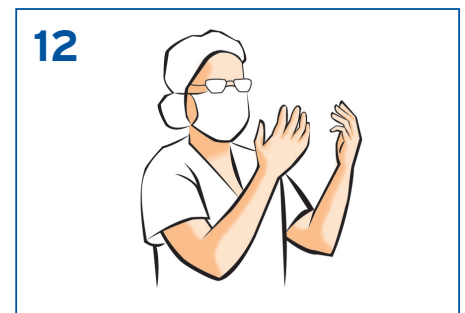
9
Rub palms back and forth with interlaced fingers



10
Grip the fingers on each hand and rub in a sideways back and forth movement



11
Clasp each thumb in the opposite hand and rotate



12
When hands are dry, sterile surgical clothing and gloves can be donned

Use disinfectants safely. Always read the label and product information before use.

Ecolab Ltd
Lotherton Way, Garforth, Leeds LS25 2JY
Tel: +44 (0)113 232 0066 Fax: +44 (0)113 287 1317
www.ecolab.co.uk

Ecolab Ltd
La Vallee House, Upper Dargle Road
Bray, County Wicklow, Ireland
Tel: +353 (0)1 2763500



Infection Prevention Society
Inform • Promote • Sustain
www.ips.uk.net

ECOLAB